

FORM NO. MGT-7

[Pursuant to sub-Section(1) of section 92 of the Companies Act, 2013 and sub-rule (1) of rule 11 of the Companies (Management and Administration) Rules, 2014]



सत्यमेव जयते

Annual Return (other than OPCs and Small Companies)

Form language ☒ English ☐ Hindi

Refer the instruction kit for filing the form.

I. REGISTRATION AND OTHER DETAILS

(i) * Corporate Identification Number (CIN) of the company

L24234KA1978PLC003417

Pre-fill

Global Location Number (GLN) of the company

* Permanent Account Number (PAN) of the company

AAACB7461R

(ii) (a) Name of the company

BIOCON LIMITED

(b) Registered office address

20th KM, Hosur Road,
Electronic City
Bengaluru
Bangalore
Karnataka
560100



(c) *e-mail ID of the company

co.secretary@biocon.com

(d) *Telephone number with STD code

08028082808

(e) Website

www.biocon.com

(iii) Date of Incorporation

29/11/1978

(iv)	Type of the Company	Category of the Company	Sub-category of the Company
	Public Company	Company limited by shares	Indian Non-Government company

(v) Whether company is having share capital

☒ Yes

☐ No

(vi) *Whether shares listed on recognized Stock Exchange(s)

☒ Yes

☐ No

(a) Details of stock exchanges where shares are listed

S. No.	Stock Exchange Name	Code
1	BSE Limited	1
2	National Stock Exchange of India Limited	1,024

(b) CIN of the Registrar and Transfer Agent

L72400TG2017PLC117649

Pre-fill

Name of the Registrar and Transfer Agent

KFIN TECHNOLOGIES LIMITED

Registered office address of the Registrar and Transfer Agents

Selenium, Tower B, Plot No- 31 & 32, Financial District, N
anakramguda, Serili ngampally NA

(vii) *Financial year From date 01/04/2022 (DD/MM/YYYY) To date 31/03/2023 (DD/MM/YYYY)

(viii) *Whether Annual general meeting (AGM) held ☒ Yes ☐ No

(a) If yes, date of AGM

11/08/2023

(b) Due date of AGM

30/09/2023

(c) Whether any extension for AGM granted

☐ Yes ☒ No

II. PRINCIPAL BUSINESS ACTIVITIES OF THE COMPANY

*Number of business activities

1










S.No	Main Activity group code	Description of Main Activity group	Business Activity Code	Description of Business Activity	% of turnover of the company
1	C	Manufacturing	C6	Chemical and chemical products, pharmaceuticals, medicinal chemical and	100

III. PARTICULARS OF HOLDING, SUBSIDIARY AND ASSOCIATE COMPANIES (INCLUDING JOINT VENTURES)

*No. of Companies for which information is to be given 28

Pre-fill All

S.No	Name of the company	CIN / FCRN	Holding/ Subsidiary/Associate/ Joint Venture	% of shares held
1	Syngene International Limited	L85110KA1993PLC014937	Subsidiary	54.6
2	Biocon Biologics Limited	U24119KA2016FLC093936	Subsidiary	92.04

3	Biocon Pharma Limited	U24232KA2014PLC077036	Subsidiary	100
4	Biocon Biosphere Limited	U24304KA2019PLC130965	Subsidiary	100
5	Biocon Academy	U80301KA2013NPL072272	Subsidiary	100
6	Biofusion Therapeutics Limited 	U73100KA2021PLC145487	Subsidiary	100
7	Biocon SDN BHD		Subsidiary	92.04
8	Biocon FZ LLC		Subsidiary	100
9	Biocon Pharma Inc.		Subsidiary	100
10	Biocon Biologics UK Limited		Subsidiary	92.04
11	Biocon Biologics Healthcare M 		Subsidiary	92.04
12	Biocon Pharma UK Limited		Subsidiary	100
13	Biocon Pharma Ireland Limited 		Subsidiary	100
14	Bicara Therapeutics Inc.		Associate	39
15	Biocon Biologics Inc.		Subsidiary	92.04
16	Syngene USA, Inc		Subsidiary	54.6
17	Neo Biocon FZ LLC		Joint Venture	49
18	Biocon Biologics Do Brasil Ltda 		Subsidiary	92.04
19	Biocon Biologics FZ–LLC		Subsidiary	92.04
20	Biocon Pharma Malta Limited 		Subsidiary	100
21	Biocon Pharma Malta I Limited 		Subsidiary	100
22	Biocon SA		Subsidiary	100
23	Syngene Scientific Solutions Li 		Subsidiary	54.6
24	Syngene Manufacturing Soluti 		Subsidiary	54.6
25	Biosimilars Newco Limited		Subsidiary	92.04
26	Biosimilar Collaborations Irelar 		Subsidiary	92.04
27	Biocon Biologics Canada Inc.		Subsidiary	92.04

28	Biocon Biologics Germany Gm		Subsidiary	92.04
----	-----------------------------	--	------------	-------

IV. SHARE CAPITAL, DEBENTURES AND OTHER SECURITIES OF THE COMPANY

(i) *SHARE CAPITAL

(a) Equity share capital

Particulars	Authorised capital	Issued capital	Subscribed capital	Paid up capital
Total number of equity shares	1,250,000,000	1,200,600,000	1,200,600,000	1,200,600,000
Total amount of equity shares (in Rupees)	6,250,000,000	6,003,000,000	6,003,000,000	6,003,000,000

Number of classes

1

Class of Shares	Authorised capital	Issued capital	Subscribed capital	Paid up capital
Number of equity shares	1,250,000,000	1,200,600,000	1,200,600,000	1,200,600,000
Nominal value per share (in rupees)	5	5	5	5
Total amount of equity shares (in rupees)	6,250,000,000	6,003,000,000	6,003,000,000	6,003,000,000

(b) Preference share capital

Particulars	Authorised capital	Issued capital	Subscribed capital	Paid-up capital
Total number of preference shares	0	0	0	0
Total amount of preference shares (in rupees)	0	0	0	0

Number of classes

0

Class of shares	Authorised capital	Issued capital	Subscribed capital	Paid up capital
Number of preference shares				
Nominal value per share (in rupees)				
Total amount of preference shares (in rupees)				

(c) Unclassified share capital

Particulars	Authorised Capital
Total amount of unclassified shares	0

(d) Break-up of paid-up share capital

Class of shares	Number of shares			Total nominal amount	Total Paid-up amount	Total premium
Equity shares	Physical	DEMAT	Total			
At the beginning of the year	2,740,440	1,197,859,512	1200600000	6,003,000,000	6,003,000,000	
Increase during the year	0	3,286	3286	0	0	0
i. Public Issues	0	0	0	0	0	0
ii. Rights issue	0	0	0	0	0	0
iii. Bonus issue	0	0	0	0	0	0
iv. Private Placement/ Preferential allotment	0	0	0	0	0	0
v. ESOPs	0	0	0	0	0	0
vi. Sweat equity shares allotted	0	0	0	0	0	0
vii. Conversion of Preference share	0	0	0	0	0	0
viii. Conversion of Debentures	0	0	0	0	0	0
ix. GDRs/ADRs	0	0	0	0	0	0
x. Others, specify		3,286	3286			
Conversion from Physical to Demat						
Decrease during the year	3,286	0	3286	0	0	0
i. Buy-back of shares	0	0	0	0	0	0
ii. Shares forfeited	0	0	0	0	0	0
iii. Reduction of share capital	0	0	0	0	0	0
iv. Others, specify	3,286		3286			
Conversion from Physical to Demat						
At the end of the year	2,737,154	1,197,862,812	1200600000	6,003,000,000	6,003,000,000	
Preference shares						
At the beginning of the year	0	0	0	0	0	
Increase during the year	0	0	0	0	0	0
i. Issues of shares	0	0	0	0	0	0
ii. Re-issue of forfeited shares	0	0	0	0	0	0

iii. Others, specify						
Decrease during the year	0	0	0	0	0	0
i. Redemption of shares	0	0	0	0	0	0
ii. Shares forfeited	0	0	0	0	0	0
iii. Reduction of share capital	0	0	0	0	0	0
iv. Others, specify						
At the end of the year	0	0	0	0	0	

ISIN of the equity shares of the company

INE376G01013

(ii) Details of stock split/consolidation during the year (for each class of shares)

0

Class of shares		(i)	(ii)	(iii)
Before split / Consolidation	Number of shares			
	Face value per share			
After split / Consolidation	Number of shares			
	Face value per share			

(iii) Details of shares/Debentures Transfers since closure date of last financial year (or in the case of the first return at any time since the incorporation of the company) *

☒ Nil

[Details being provided in a CD/Digital Media]

☐ Yes ☐ No ☐ Not Applicable

Separate sheet attached for details of transfers

☐ Yes ☐ No

Note: In case list of transfer exceeds 10, option for submission as a separate sheet attachment or submission in a CD/Digital Media may be shown.

Date of the previous annual general meeting

Date of registration of transfer (Date Month Year) <input type="text"/>			
Type of transfer	<input type="text"/>	1 - Equity, 2- Preference Shares,3 - Debentures, 4 - Stock	
Number of Shares/ Debentures/ Units Transferred	<input type="text"/>	Amount per Share/ Debenture/Unit (in Rs.)	<input type="text"/>
Ledger Folio of Transferor		<input type="text"/>	
Transferor's Name	<input type="text"/>	<input type="text"/>	<input type="text"/>
	Surname	middle name	first name
Ledger Folio of Transferee		<input type="text"/>	
Transferee's Name	<input type="text"/>	<input type="text"/>	<input type="text"/>
	Surname	middle name	first name

Date of registration of transfer (Date Month Year) <input type="text"/>			
Type of transfer	<input type="text"/>	1 - Equity, 2- Preference Shares,3 - Debentures, 4 - Stock	
Number of Shares/ Debentures/ Units Transferred	<input type="text"/>	Amount per Share/ Debenture/Unit (in Rs.)	<input type="text"/>
Ledger Folio of Transferor		<input type="text"/>	
Transferor's Name	<input type="text"/>	<input type="text"/>	<input type="text"/>
	Surname	middle name	first name
Ledger Folio of Transferee		<input type="text"/>	
Transferee's Name	<input type="text"/>	<input type="text"/>	<input type="text"/>
	Surname	middle name	first name

(iv) *Debentures (Outstanding as at the end of financial year)

Particulars	Number of units	Nominal value per unit	Total value
Non-convertible debentures	107,000	100000	10,700,000,000
Partly convertible debentures	0	0	0
Fully convertible debentures	0	0	0
Total			10,700,000,000

Details of debentures

Class of debentures	Outstanding as at the beginning of the year	Increase during the year	Decrease during the year	Outstanding as at the end of the year
Non-convertible debentures	0	107,000	0	107,000
Partly convertible debentures	0	0	0	0
Fully convertible debentures	0	0	0	0

(v) Securities (other than shares and debentures)

0

Type of Securities	Number of Securities	Nominal Value of each Unit	Total Nominal Value	Paid up Value of each Unit	Total Paid up Value
Total					

V. *Turnover and net worth of the company (as defined in the Companies Act, 2013)

(i) Turnover

6,003,000,000

(ii) Net worth of the Company

103,157,306,103

VI. (a) *SHARE HOLDING PATTERN - Promoters

S. No.	Category	Equity		Preference	
		Number of shares	Percentage	Number of shares	Percentage
1.	Individual/Hindu Undivided Family				
	(i) Indian	476,136,622	39.66	0	
	(ii) Non-resident Indian (NRI)	6,231,042	0.52	0	
	(iii) Foreign national (other than NRI)	8,445,348	0.7	0	

2.	Government				
	(i) Central Government	0	0	0	
	(ii) State Government	0	0	0	
	(iii) Government companies	0	0	0	
3.	Insurance companies	0	0	0	
4.	Banks	0	0	0	
5.	Financial institutions	0	0	0	
6.	Foreign institutional investors	0	0	0	
7.	Mutual funds	0	0	0	
8.	Venture capital	0	0	0	
9.	Body corporate (not mentioned above)	237,211,164	19.76	0	
10.	Others	0	0	0	
	Total	728,024,176	60.64	0	0

Total number of shareholders (promoters)

5

(b) *SHARE HOLDING PATTERN - Public/Other than promoters

S. No.	Category	Equity		Preference	
		Number of shares	Percentage	Number of shares	Percentage
1.	Individual/Hindu Undivided Family				
	(i) Indian	163,074,988	13.58	0	
	(ii) Non-resident Indian (NRI)	8,392,529	0.7	0	
	(iii) Foreign national (other than NRI)	4,139,901	0.34	0	
2.	Government				
	(i) Central Government	0	0	0	
	(ii) State Government	0	0	0	
	(iii) Government companies	0	0	0	
3.	Insurance companies	56,201,276	4.68	0	

4.	Banks	1,230	0	0	
5.	Financial institutions	0	0	0	
6.	Foreign institutional investors	122,464,170	10.2	0	
7.	Mutual funds	86,351,279	7.19	0	
8.	Venture capital	0	0	0	
9.	Body corporate (not mentioned above)	11,705,448	0.97	0	
10.	Others Trusts, IEPF, Clearing Membr	20,245,003	1.69	0	
	Total	472,575,824	39.35	0	0

Total number of shareholders (other than promoters)

411,081

**Total number of shareholders (Promoters+Public/
Other than promoters)**

411,086

(c) *Details of Foreign institutional investors' (FIIs) holding shares of the company

255

Name of the FII	Address	Date of Incorporation	Country of Incorporation	Number of shares held	% of shares held
VANGUARD EMERGING				6,434,796	0.54
ONTARIO TEACHERS' F				6,314,184	0.53
VANGUARD TOTAL IN				5,984,863	0.5
AROHI EMERGING ASI				5,400,569	0.45
AROHI EMERGING IND				4,894,040	0.41
GOVERNMENT PENSIC				4,190,269	0.35
ISHARES CORE MSCI E				3,910,058	0.33
BMO INVESTMENTS (L				3,756,269	0.31
THELEME INDIA MAST				3,514,524	0.29
CASSINI PARTNERS, L.I				3,468,651	0.29
BELLEVUE FUNDS (LU)				3,157,752	0.26
MORGAN STANLEY AS				2,976,016	0.25
VANGUARD FIDUCIAR				2,707,940	0.23

Name of the FII	Address	Date of Incorporation	Country of Incorporation	Number of shares held	% of shares held
INTEGRATED CORE ST +				2,597,347	0.22
BNP PARIBAS ARBITRA +				2,446,052	0.2
HABROK INDIA MASTE +				2,352,187	0.2
F & C INVESTMENT TRU +				2,343,521	0.2
BBH WEALTH STRATEG +				2,342,938	0.2
PINNACLE ICAV - AIKY +				2,135,204	0.18
BELLEVUE HEALTHCAI +				1,995,408	0.17
JUPITER INDIA FUND				1,825,401	0.15
DPAM B - DPAM B EQU +				1,715,542	0.14
UNIVERSAL-INVESTME +				1,684,251	0.14
CAISSE DE DEPOT ET F +				1,594,143	0.13
GOLDMAN SACHS (SIN +				1,586,203	0.13

VII. *NUMBER OF PROMOTERS, MEMBERS, DEBENTURE HOLDERS
(Details, Promoters, Members (other than promoters), Debenture holders)

Details	At the beginning of the year	At the end of the year
Promoters	6	5
Members (other than promoters)	347,905	411,081
Debenture holders	0	1

VIII. DETAILS OF DIRECTORS AND KEY MANAGERIAL PERSONNEL

(A) *Composition of Board of Directors

Category	Number of directors at the beginning of the year		Number of directors at the end of the year		Percentage of shares held by directors as at the end of year	
	Executive	Non-executive	Executive	Non-executive	Executive	Non-executive
A. Promoter	1	1	1	1	39.66	0.44
B. Non-Promoter	1	6	1	6	0.06	0.26
(i) Non-Independent	1	1	1	1	0.06	0.26

(ii) Independent	0	5	0	5	0	0
C. Nominee Directors representing	0	0	0	0	0	0
(i) Banks & FIs	0	0	0	0	0	0
(ii) Investing institutions	0	0	0	0	0	0
(iii) Government	0	0	0	0	0	0
(iv) Small share holders	0	0	0	0	0	0
(v) Others	0	0	0	0	0	0
Total	2	7	2	7	39.72	0.7

Number of Directors and Key managerial personnel (who is not director) as on the financial year end date 11

(B) (i) *Details of directors and Key managerial personnel as on the closure of financial year

Name	DIN/PAN	Designation	Number of equity share(s) held	Date of cessation (after closure of financial year : If any)
Kiran Mazumdar Shaw	00347229	Director	476,136,622	
Siddharth Mittal	03230757	Managing Director	693,840	
Ravi Rasendra Mazumdar	00109213	Director	5,301,321	
Eric Vivek Mazumdar	09381549	Director	3,176,367	
Vijay Kumar Kuchroo	07071727	Director	0	
Meleveetil Damodaran	02106990	Director	0	
Bobby Kanubhai Parikh	00019437	Director	0	
Naina Lal Kidwai	00017806	Director	0	
Peter John Bains	00430937	Director	0	
Mayank Verma	AEPPV7701L	Company Secretary	0	
Indranil Sen	AWWPS5766R	CFO	0	

(ii) Particulars of change in director(s) and Key managerial personnel during the year 6

Name	DIN/PAN	Designation at the beginning / during the financial year	Date of appointment/ change in designation/ cessation	Nature of change (Appointment/ Change in designation/ Cessation)
Naina Lal Kidwai	00017806	Additional director	28/04/2022	Appointment
Mary Harney	05321964	Director	27/07/2022	Cessation
Daniel Mark Bradbury	06599933	Director	27/07/2022	Cessation
Peter John Bains	00430937	Additional director	12/12/2022	Appointment
Naina Lal Kidwai	00017806	Director	28/07/2022	Change in Designation
Peter John Bains	00430937	Director	21/01/2023	Change in Designation

IX. MEETINGS OF MEMBERS/CLASS OF MEMBERS/BOARD/COMMITTEES OF THE BOARD OF DIRECTORS

A. MEMBERS/CLASS /REQUISITIONED/NCLT/COURT CONVENED MEETINGS

Number of meetings held

1

Type of meeting	Date of meeting	Total Number of Members entitled to attend meeting	Attendance	
			Number of members attended	% of total shareholding
Annual General Meeting	28/07/2022	347,364	63	60.78

B. BOARD MEETINGS

*Number of meetings held

4

S. No.	Date of meeting	Total Number of directors associated as on the date of meeting	Attendance	
			Number of directors attended	% of attendance
1	28/04/2022	9	9	100
2	27/07/2022	10	10	100
3	14/11/2022	8	8	100
4	14/02/2023	9	9	100

C. COMMITTEE MEETINGS

Number of meetings held

23

S. No.	Type of meeting	Date of meeting	Total Number of Members as on the date of the meeting	Attendance	
				Number of members attended	% of attendance
1	Audit Committee	01/04/2022	3	3	100
2	Audit Committee	28/04/2022	3	3	100
3	Audit Committee	27/07/2022	3	3	100
4	Audit Committee	26/09/2022	3	3	100
5	Audit Committee	14/11/2022	3	3	100
6	Audit Committee	14/02/2023	3	3	100
7	Audit Committee	23/03/2023	3	2	66.67
8	Risk Management	28/04/2022	6	6	100
9	Risk Management	27/07/2022	6	6	100
10	Risk Management	14/11/2022	5	5	100

D. * ATTENDANCE OF DIRECTORS

S. No.	Name of the director	Board Meetings			Committee Meetings			Whether attended AGM held on
		Number of Meetings which director was entitled to attend	Number of Meetings attended	% of attendance	Number of Meetings which director was entitled to attend	Number of Meetings attended	% of attendance	11/08/2023
								(Y/N/NA)
1	Kiran Mazumder	4	4	100	4	4	100	
2	Siddharth Mittal	4	4	100	8	8	100	
3	Ravi Rasendra	4	4	100	12	12	100	
4	Eric Vivek Mazumder	4	4	100	8	8	100	
5	Vijay Kumar K	4	4	100	10	8	80	
6	Meleveetil Dar	4	4	100	11	11	100	
7	Bobby Kanubhai	4	4	100	15	14	93.33	
8	Naina Lal Kidwai	3	3	100	8	8	100	
9	Peter John Ba	1	1	100	4	3	75	

X. * REMUNERATION OF DIRECTORS AND KEY MANAGERIAL PERSONNEL

☐ Nil

Number of Managing Director, Whole-time Directors and/or Manager whose remuneration details to be entered

2

S. No.	Name	Designation	Gross Salary	Commission	Stock Option/ Sweat equity	Others	Total Amount
1	Kiran Mazumdar Shah	Executive Chairman	30,007,998				30,007,998
2	Siddharth Mittal	Managing Director	47,882,844				47,882,844
	Total		77,890,842				77,890,842

Number of CEO, CFO and Company secretary whose remuneration details to be entered

2

S. No.	Name	Designation	Gross Salary	Commission	Stock Option/ Sweat equity	Others	Total Amount
1	Indranil Sen	Chief Financial Officer	12,144,949				12,144,949
2	Mayank Verma	Company Secretary	4,829,014				4,829,014
	Total		16,973,963	0			16,973,963

Number of other directors whose remuneration details to be entered

9

S. No.	Name	Designation	Gross Salary	Commission	Stock Option/ Sweat equity	Others	Total Amount
1	Ravi Rasendra Mazumdar	Non-Executive Director		4,591,988		1,277,770	5,869,758
2	Eric Vivek Mazumdar	Non-Executive Director		4,311,239		958,053	5,269,292
3	Daniel Mark Bradburn	Independent Director		1,337,175		382,050	1,719,225
4	Mary Harney	Independent Director		1,184,355		229,230	1,413,585
5	Vijay Kumar Kuchroo	Independent Director		4,437,073		959,367	5,396,440
6	Meleveetil Damodar	Independent Director		4,949,248		1,037,746	5,986,994
7	Bobby Kanubhai Patil	Independent Director		6,066,984		1,357,089	7,424,073
8	Naina Lal Kidwai	Independent Director		5,277,435		1,199,417	6,476,852
9	Peter John Bains	Independent Director		2,622,080		655,520	3,277,600
	Total		0	34,777,577	0	8,056,242	42,833,819

XI. MATTERS RELATED TO CERTIFICATION OF COMPLIANCES AND DISCLOSURES

- * A. Whether the company has made compliances and disclosures in respect of applicable provisions of the Companies Act, 2013 during the year ☒ Yes ☐ No

B. If No, give reasons/observations

XII. PENALTY AND PUNISHMENT - DETAILS THEREOF

(A) DETAILS OF PENALTIES / PUNISHMENT IMPOSED ON COMPANY/DIRECTORS /OFFICERS ☒ Nil

Name of the company/ directors/ officers	Name of the court/ concerned Authority	Date of Order	Name of the Act and section under which penalised / punished	Details of penalty/ punishment	Details of appeal (if any) including present status

(B) DETAILS OF COMPOUNDING OF OFFENCES ☒ Nil

Name of the company/ directors/ officers	Name of the court/ concerned Authority	Date of Order	Name of the Act and section under which offence committed	Particulars of offence	Amount of compounding (in Rupees)

XIII. Whether complete list of shareholders, debenture holders has been enclosed as an attachment

☐ Yes ☒ No

(In case of 'No', submit the details separately through the method specified in instruction kit)

XIV. COMPLIANCE OF SUB-SECTION (2) OF SECTION 92, IN CASE OF LISTED COMPANIES

In case of a listed company or a company having paid up share capital of Ten Crore rupees or more or turnover of Fifty Crore rupees or more, details of company secretary in whole time practice certifying the annual return in Form MGT-8.

Name

PRADEEP B KULKARNI

Whether associate or fellow

☐ Associate ☒ Fellow

Certificate of practice number

7835

I/We certify that:

- (a) The return states the facts, as they stood on the date of the closure of the financial year aforesaid correctly and adequately.
(b) Unless otherwise expressly stated to the contrary elsewhere in this Return, the Company has complied with all the provisions of the Act during the financial year.

Declaration

I am Authorised by the Board of Directors of the company vide resolution no. ... dated

(DD/MM/YYYY) to sign this form and declare that all the requirements of the Companies Act, 2013 and the rules made thereunder in respect of the subject matter of this form and matters incidental thereto have been complied with. I further declare that:

1. Whatever is stated in this form and in the attachments thereto is true, correct and complete and no information material to the subject matter of this form has been suppressed or concealed and is as per the original records maintained by the company.
2. All the required attachments have been completely and legibly attached to this form.

Note: Attention is also drawn to the provisions of Section 447, section 448 and 449 of the Companies Act, 2013 which provide for punishment for fraud, punishment for false statement and punishment for false evidence respectively.

To be digitally signed by

Director

DIN of the director

00347229

To be digitally signed by

☒ Company Secretary

☐ Company secretary in practice

Membership number

18776

Certificate of practice number

Attachments

1. List of share holders, debenture holders
2. Approval letter for extension of AGM;
3. Copy of MGT-8;
4. Optional Attachment(s), if any

Attach

Attach

Attach

Attach

List of attachments

Remove attachment

Modify

Check Form

Prescrutiny

Submit

This eForm has been taken on file maintained by the Registrar of Companies through electronic mode and on the basis of statement of correctness given by the company